




Recommended settings for a quick start with the A+ Prism II

1. Select bypass type: TAILS = BYPASS+BEAT(center). **BYPASS** **DETUNE** 
2. Select operation mode: TP = TAP+BEAT(up). **TAP** **ALT** 
3. Select bank and patch: BLUE (Shu Melody) = BYPASS+MODE(center). **BYPASS** **DETUNE** 
4. Set all secondary controls (TAP/ALT + control, **marked blue**) as shown in the figure.
5. Set all primary controls (**marked black**) as shown in the figure.

